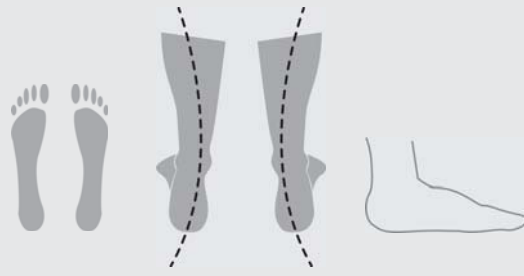


FOOT TYPE CHART

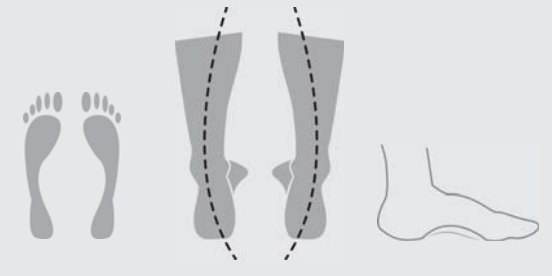
NOTES ABOUT USE

- The SELNERTX was designed to realign your foot, which means it will take time for your muscles and joints to adapt. You may experience temporary discomfort during this training period.
- Start by wearing the SELNERTX for no more than one or two hours a day and gradually increasing wear time.
- It's recommended that you use the device for about a week before making additional adjustments.
- We do not recommend using the SELNERTX in positions 6, 7, 8 or 9 until your body is accustomed to the TXWHEEL in lesser positions.
- Never exceed position 9 with the TXWHEEL.
- Refrain from high risk and strenuous activity during the training period.
- If you feel minor discomfort, changes to the position of the TXWHEEL may alleviate the issue. Do not exceed adjustments of more than one or two clicks at a time.
- If at any time you experience persistent pain or significant discomfort, remove the SELNERTX and contact your physician or podiatrist.



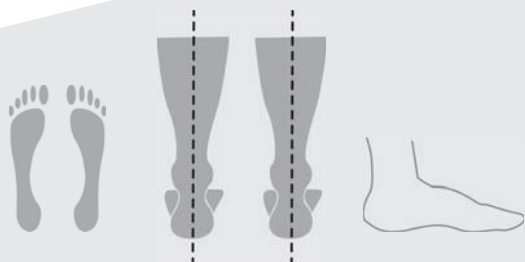
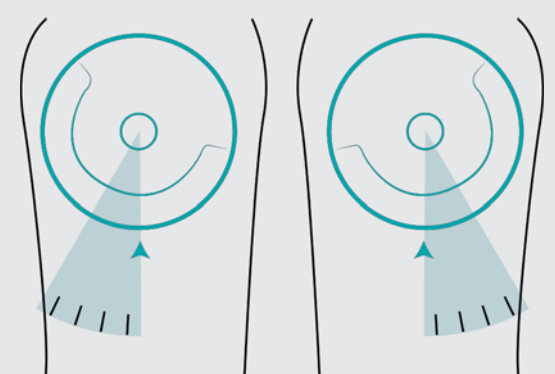
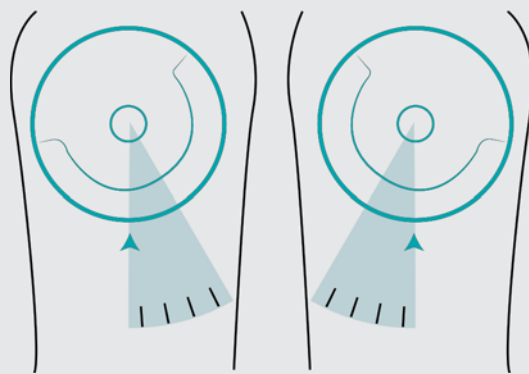
PRONATED

Position 0 to S3



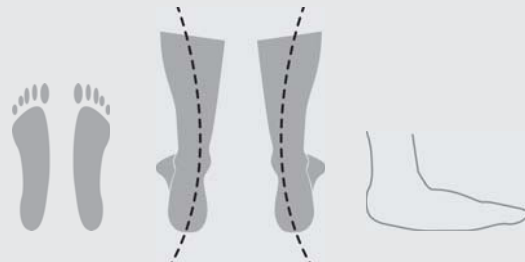
SUPINATED

Position 0 to P3



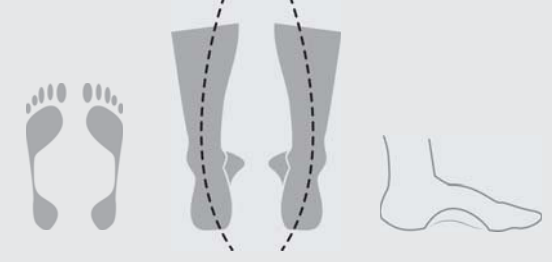
NEUTRAL

Position S2 to P2



PRONATED PLUS

Position 0 to S5



SUPINATED PLUS

Position 0 to P5

